

Further additions and corrections
to the Hungarian checklist (Diptera)*

L. PAPP

Abstract: First records and additional data to the Hungarian Diptera as well as corrections to the Checklist for species of Ptychopteridae, Dixidae, Thaumaleidae, Diadocidiidae, Keroplatidae, Tabanidae, Mythicomyiidae, Bombyliidae, Hybotidae, Atelestidae, Empididae, Dolichopodidae, Platypezidae, Phoridae, Psilidae, Tephritidae, Pallopteridae, Lonchaeidae, Sepsidae, Sciomyzidae, Lauxaniidae, Chamaemyiidae, Agromyzidae, Carnidae, Milichiidae, Ephydriidae and Scathophagidae are reported (63 species new for Hungary). *Monocentrot* Becker, *Glabellula* Bezzi, *Platypygus* Loew, *Brachystoma* Meigen, *Stemonocera* Rondani, *Sylvestrodasiops* Morge, *Lipoleucopsis* de Meijere, *Brachydeutera* Loew and *Coniosternum* Becker are those genera, which are recorded for the first time. *Diadocidia setistylus* sp. n., *Symbalophthalmus inermis* sp. n., *Chamaepsila triorbiseta* sp. n., *Hemeromyia vibrissina* sp. n. are described from Hungary. With 15 figures.

Key words: Ptychopteridae, Dixidae, Thaumaleidae, Diadocidiidae, Keroplatidae, Tabanidae, Mythicomyiidae, Bombyliidae, Hybotidae, Atelestidae, Empididae, Dolichopodidae, Platypezidae, Phoridae, Psilidae, Tephritidae, Pallopteridae, Lonchaeidae, Sepsidae, Sciomyzidae, Lauxaniidae, Chamaemyiidae, Agromyzidae, Carnidae, Milichiidae, Ephydriidae and Scathophagidae, species new to science, faunistic survey, new records, Hungary

INTRODUCTION

The critical list of the dipterous insects of our country, “*Checklist of the Diptera of Hungary*” was published in the former year (Papp *et al.* 2001a). Of course, that book cannot contain the results of our collection programme after 2001. In addition, there are omissions, and there are misinterpretations, etc. published in the Checklist, consequently not only additional species but corrections to the Checklist are to be expected in the forthcoming years.

* This paper was written for the project of “Large blank spots in the Diptera fauna of Hungary”, supported by the Hungarian Scientific Research Fund (OTKA, No. T 30242).

Since 2002 was the closing year of our four-year faunistic project, some specimens, which had not been identified formerly, were also studied. In addition, new data on rare or interesting species recorded as new for our fauna in earlier papers, are provided.

All the specimens below are deposited in the Diptera collection of the Department of Zoology, Hungarian Natural History Museum, Budapest (below: HNHM). The list of the abbreviations and translations of the Hungarian words on labels were published in the former papers for the project "Large blank spots in the Diptera fauna of Hungary". In those cases, when the name of the collector is not given, the specimens were collected by László Papp. Handwritten texts are given in quotation marks. Additional information not given on labels (incl. English translation of Hungarian words) are printed here in square brackets.

PTYCHOPTERIDAE

Ptychoptera agnes Krzemiński et Zwick, 1993 – It was described from Dobogókő (Hungary) (Krzemiński & Zwick 1993) but it was omitted from the Checklist (Papp 2001a). I cannot find any excuse for me, but it might be some explanation only, that the type specimen is not deposited in the HNHM and I simply did not know the original paper.

DIXIDAE

Dixella filicornis (Edwards, 1926) – 7 males: Őrségi NP: Szőce, Kovácsszer, Szőce-p. fölött és mellett, 2002.07.17. – This is a surprise (new to our fauna): the species were only known from Great Britain, France, Yugoslavia and some north and central parts of the former Soviet Union. This is the ninth known dixid species in the Hungarian fauna.

THAUMALEIDAE

This is probably the dipterous family, whose collection in the HNHM was most developed during the four-year faunistic survey. Prior to 1997 there were only four specimens of *Th. bezzii* in the collection of the HNHM from the Carpathian Basin (see Papp & Majer 2000), a pair from Mehádia (Romania), one from Kőszeg and one from Miskolc, Garadna valley, captured in 1981 (misprinted as 1991 in Papp & Majer 2000: 238). Now there are 312 specimens of five species here. We (Papp & Majer 2000) published specimens captured in 1999 (and three in 1997) only. Below label data of two species are given only, but all the known thaumaleid localities in Hungary are summarised in a table. As a result of our sur-

vey we may declare: in the future, thaumaleids may play an important role as bio-indicators in our country: their presence in itself indicates “true mountain brooks”, which are habitats for hundreds of species of Dixidae, Hybotidae, Empididae, etc., which live exclusively there.

Protected areas, localities	<i>Thaumalea</i> species				
	T. a.	T. r.	T. b.	T. t.	T. th.
Zempléni TK					
Regéc, Ördög-völgy	+	+	+		
Regéc/Nagyhuta, Vajda-v., Kemence-p. felső folyása	+	+	+		
Füzér, Alsó-patak	+		+		
Füzér, László-tanya alatt, láp kifolyó					+
Bükk NP					
Miskolc, Sebes-víz, ill. Garadna-patak					+
Duna-Ípoly NP					
Diósjenő, Kemence-p. felső folyása	+	+	+		
Szokolya, Szén-p. felső folyása		+	+		
Kőszegi TK					
Kőszeg, Hétforrás kifolyója			+		+
Kőszeg, Hármás-patak			+	+	
Velem, Hosszú-v., Szerdahelyi-p. felső folyása			+		
Duna-Dráva NP					
Óbánya, Óbányai (Öreg)-patak			+		
Melegmányi-völgy TT					
Pécs, Melegmányi-v.					+
Pécs, Éger-völgyi-patak					+
Aggteleki NP					
Aggtelek, Lizina-patak			+		

T. a.: *Th. aperta* Martinovský et Rozkošný; T. r.: *Th. remota* Martinovský et Rozkošný (Carpathian species); T. b.: *Th. bezzii* Edwards (widely distributed); T. t.: *Th. testacea* Ruthé; T. th.: *Th. thalhammeri* Zilahi-Sebess (alpine/W European species)

Thaumalea testacea (Ruthé, 1831) – 2 females: Kőszegi TK: Kőszeg, Hármás-p. fölött és mellett, 2001.06.27/28. – The genitalia agree completely with the figures of Martinovský & Rozkošný (1976). As Prof Dr Rüdiger Wagner wrote in one of his letters: “... I saw *T. testacea* from Slovenia and probably it may occur in your country”. Papp & Majer (2000) regarded it as a species

expected to occur in Hungary but they did not accept Zilahi-Sebess's (1960) record as valid. So I regard this species new to Hungary.

Thaumalea thalhammeri Zilahi-Sebess, 1956 – 2 males: Pécs, Éger-völgy, patak fölött, 2001.06.01; 1 male: Melegmány TT: Pécs, Melegmányi-völgy, 2002. május 31, patak fölött és mellett; 1 male: Kőszegi TK: Kőszeg, Hétforrás, patak fölött, 2002.06.29. – It was a good surprise to find this mysterious species very near to its type locality again in 2001 (see Papp 2001a: 90). While I am sure of the identity of this species (Zilahi-Sebess's figures are informative enough to think so), we are afraid, we have to insist on all our statements about Thalhammer's thaumaleids (Papp & Majer 2000), i.e. none of Zilahi-Sebess's records are acceptable as valid for the Hungarian species, and it is not sure that the holotype of *Th. thalhammeri* was really collected at Pécs.

DIADICIDIIDAE

Diadocidia setistylus sp. n.

(Figs 1–3)

Holotype – Male (HNHM, flagellomeres L 3- and R 4- lost, most of mesoscutal and scutellar setae broken off): Kelet-Mecsek TK: Mecseknádasd, 2002.05.28, Varasdi-patak fölött és mellett, leg. Papp L.

Paratypes: 1 female (HNHM, only right flagellomeres 12–14 lost): Melegmány[i-völgy] TT, Pécs, Melegmányi-v., patak mellett, 2002.05.29, leg. Papp L.; 1 male (HNHM, wings kept dry between two small pieces of cover glass in a round hole in a cardboard label used for double-mounting, apical half of abdomen with genitalia are in a plastic microvial with glycerol, body and legs (broken) in a glass microvial with glycerol): Kelet-Mecsek TK, Óbánya, Óbányai-patak fölött, mellett, 2001.05.28, Papp L.

Measurements (in mm): body length 2.70 (holotype), 2.94 (paratype female), wing length 3.00 (holotype), 3.08 (paratype male) and 3.80 (paratype female), wing breadth 1.20, 1.30 and ca. 1.4.

Head and body brown, legs yellow, at most light brownish yellow.

Lateral ocelli more than twice larger than median one, and separated from the eye margin by a distance of about 1/3 of their diameter. Scape and pedicel yellowish, as long as wide, with dark setae. Flagellum of 14 flagellomeres, dark brown, cylindrical, densely covered with fine pale cilia, tapering towards apex. Base of first flagellomere yellowish. Ratio of length of flagellomeres 1 to 3 18:10:10, i.e. 0.20 and 0.11 mm, width of flagellomere 1 0.05 mm, that of flagellomeres 2–3 0.04 mm. Mouthparts and palpi brownish yellow. Four palpomeres, covered with lighter brown setae. Apical palpomere thin and long, only 0.17 mm long on holotype (dry), 0.33 mm on paratype male.

Mesoscutum uniformly dark brown, shiny, with some bluish grey microtomentum, but without longitudinal stripes. Lateral margins of mesoscutum with long setae. Scutellum with several long dark apical bristles, some of them twice as



Figs 1–3. *Diadocidia setistylus* sp. n., paratype male, genitalia – 1: cerci and right half of genitalia, dorsal view; 2: gonostylus in widest extension, in caudal view; 3: tergite 9 ventrally. Scale: 0.1 mm for all

long as scutellum. Anepisternum, preepisternum 2 and metepisternum lighter brown, metanotum and laterotergite as dark as mesoscutum. Anteprenotum with several long setae, longest one 0.31 mm. No anepisternal setae.

Wings light brownish, veins light brown, both membrane and veins evenly covered with macrotrichia. Costa produced beyond R_5 by a distance of 0.14 mm. Sc strong, H to Sc per Sc to R_1 distance of costa 59:83. R_1 ending in C at the level of base of M-fork. Cross-veins R-M and M-M in one line. M ratios: 51:114 and 51:91, Cu_1 ratio 70:66. M_3 thick to wing margin, Cu_2 distinct to level of M_3 -Cu. A_1 well developed and setose, reaching wing margin. Calypter with several long setae along its margin, up to 0.23 mm. Halteres brown, but yellowish white in basal third.

Legs yellow, covered with evenly set dark trichia and several setae. Male hind coxa in middle third with four black setae of 0.2 mm posterolaterally. All trochanters with a black spot ventrally. Femora laterally slightly compressed and thickened medially. Ratios of coxae to femora (without trochanter) and to tibia: 49:81:104; 49:85:118; 50:111:157. Mid tibia with two anterodorsal and three posterodorsal setae. Hind tibia with three long dorsal setae. All spurs on mid and hind tibiae subequal in length, hind ones 0.21 mm (measurements taken on holotype). Empodia very small.

Abdomen dark brown, tergites and sternites covered with long dark setae. Male terminalia (Figs 1–2) 0.28 mm long. Gonocoxites not large, but seem robust (Fig. 1), meeting on a longer section ventrally. Gonostylus broad at base, horizontally medially curved, with high number of strong setae. The apex of gonostylus is comparatively thick, black and not bifid (Figs 1–2); gonostylus in broadest extension (largely in a caudal view, Fig. 2) subtriangular. Aedeagus rather simple, ventrally curved. Tergite 9 (Fig. 3) rather small (cf. bar), transverse, i.e. 2.85 times broader than long, with long thick setae on all its caudal 3/4.

Female similar to male (female paratype with two lighter mesoscutal lines but they are probably due to its slightly teneral status), cerci ochre with brown apex. Fore leg with tarsomeres 2 to 4 hardly swollen, tarsomere 1 being far the thickest. All fore tarsus and mainly ventral half of mid tarsus covered with thick dense black setulae. Length ratio of fore tarsomeres 69:30:22:14:12. The ratio of length to the maximum width of the fore tarsomere 2 is 6.0 (in comparison, this ratio is ca. 3.5 in *D. ferruginosa*). Cx_3 with 7 long but less even setae.

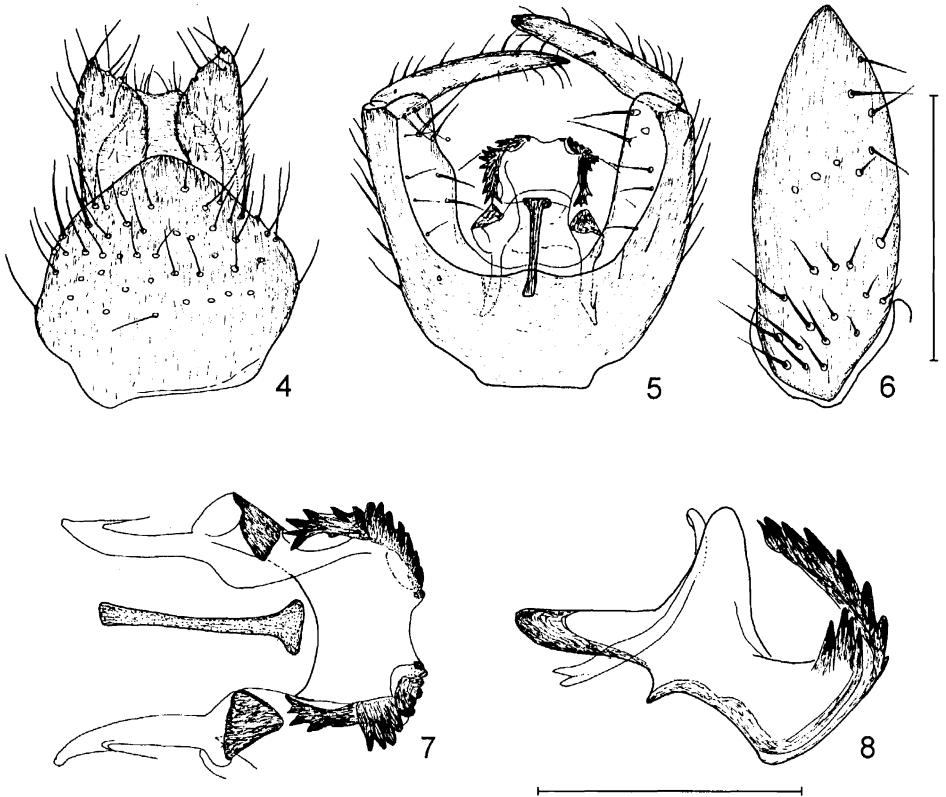
Etymology – The specific epithet “setistylus” (noun) refers to the armature of its male gonostylus.

This is a peculiar species with its uniapical and strongly setose gonostylus and transverse male tergite 9, and female fore tarsomeres 2–4 not swollen. It is easily recognisable by its unicolorous (not striped) dark thoracic scutum. I think, there is

no closely related species in the Holarctic, but I have found a similar *Diadocidia* species in Taiwan, which will be described in the near future.

KEROPLATIDAE

Monocentrotro matilei Bechev, 1989 (Figs 4–8) – 2 females: Verőce, Magyarkút, Keskenybükki-p. v., patak mellett, 2002.06.22, leg. Papp L.; 2 males, 4 females: ibid., 06.27, 20–22 h. – The genus and species are new to Hungary. In order to aid identification, I prepared and depicted the genitalia of one male specimen (c.f. Bechev 1989).



Figs 4–8. *Monocentrotro matilei* Bechev, 1989, male genitalia – 4: genital tergite and cerci in ventral view; 5: genitalia, dorsal view; 6: gonostylus in broadest extension (subcaudal view); 7: aedeagus in dorsal view; 8: aedeagus in lateral view. Scales: 0.2 mm for Figs 4–5 and 7–8, 0.1 mm for Fig 6

TABANIDAE

Chrysops sepulchralis (Fabricius, 1794) – 3 males: Zempléni TK, Nagyhuta, Kőkapu, virágokról, 2002. júl. 04./05, Szappanos A. – Though it had for long been expected to occur in the modern Hungary (Majer 1987), these are the first voucher specimens from our country.

MYTHICOMYIIDAE

Empidideicus hungaricus Thalhammer, 1911 – It was described from Vaskút, but the type specimens were annihilated in the HHNM in 1956. One female was collected in the nineties but we (A. Szappanos and L. Papp) captured (on small flowers, like *Gypsophila*) more than 1000 specimens in the last two years, of which 406 males and females were minutely pinned and preserved in the HHNM from Budapest, Pestszentlőrinc (Péterhalmi-erdő), Csévharaszt, Kecskemét (Borbás, Matkó), Nyárlőrinc, Hetényegyháza, Fülöpháza and Kerekegyháza.

Glabellula arctica (Zetterstedt, 1838) – 1 male: Zempléni TK: Nagyhuta, Kőkapu, virágokról, 2002. júl. 5., Szappanos A. & Papp L. – The genus and the species are new for the Hungarian fauna.

Platypygus bellus Loew, 1873 – 1 male: Kecskemét, Borbás, 2002.06.15, fátylvirágról, leg. Szappanos. – The genus and the species are new for the Hungarian fauna. Actually I do not know any record of the genus *Platypygus* from the Carpathian Basin. However, at least *P. ridibundus* (A. Costa, 1863), a widely distributed Mediterranean species, is expected to occur.

BOMBYLIIDAE

Apolysis sp. n. – 1 male: 2001.05.21, Kerekegyháza, nagyerdő, hálózva [large forest, sweep netted], leg. Szappanos A. (genitalia are preserved in a plastic microvial with glycerol); 1 female: Fülöpháza, 2002.06.19, KNP [Kiskunság National Park], fátylvirágról [on flowering *Gypsophila*], leg. Szappanos A. – They were studied in detail (it is really a new species with M-M cross-vein) but it is not described as new here.

In Hungary Thalhammer (1900) recorded *A. eremophila* Loew from Kalocsa (also his handwritten collection catalogue contains this locality). Tóth (1977) in his Bombyliidae part of the *Fauna Hungariae* gave Deliblat (Yugoslavia, Vojvodina) as the only known locality in the Carpathian Basin. He gave the name in square brackets, which means that the species had not been recorded in Hungary but it was expected to occur. In the “*Checklist of the Diptera of Hungary*” (Tóth in Papp *et al.* 2001) gave its entry in a rather unfortunate way: “Thalhammer 1900: 29 (Kalocsa, QR, A56), Tóth 1977b: 12”. It is true that Kalocsa was a published record, but that is a questionable record and the voucher specimen(s) was/were annihilated in the fire in the HHNM in 1956. The second part of the entry refers to its *Fauna Hungariae* work, but in the given way it means the first reliable record from Hungary. I am afraid that *A. eremophila* is indeed a Middle Asian species and all its European and North African records would need a revision/corroboration. In addition, one cannot definitely know anything on Thalhammer’s record (even the generic relegation seems questionable). Consequently, we propose to delete *A. eremophila* Loew, 1973 from the Hungarian list.

HYBOTIDAE

Chersodromia cursitans (Zetterstedt, 1819) – 1 male, 2 females: Balatonakali, parti nádas, 2002. aug. 15/16. – In his *Fauna Hungariae* book Wéber (1975) keyed five species expected to occur in Hungary (no species actually recorded). Later he (Wéber 1987) published *Ch. arenaria* (Haliday, 1833) from the Kiskunsági NP. Those voucher specimens are still preserved in the HHNM. Földvári (2001) quoted Wéber's (1987) record correctly. Now also those specimens (4 males, 4 females: Kiskunsági NP, Kerekegyháza, Kondor-tó, tószegély, 1979.VI.5, leg. Papp L.) were revised. They all belong to *Ch. cursitans*. I cannot understand that mistake. Wéber prepared the male genitalia, which show clearly features of *Ch. cursitans* and strongly different from those of *Ch. arenaria* (see Chvála 1975: fig. 644–646, cf. 650–652). In addition, Wéber possessed (on loan) a pair of true *C. arenaria* from Hejls (Denmark), which the HHNM received as a gift from the Copenhagen Museum (Lundbeck's Collection). So *C. cursitans* is a species new for the Hungarian fauna and *C. arenaria* (Haliday, 1833) is proposed to be deleted from the Hungarian list.

Drapetis (Drapetis) sp. n. – 2 males, 1 female: Budapest, Pestszentlőrinc, Péterhalmi-erdő, tölgyes/tölgyes, tisztások, 2002.05.14./18–20./25–26. – This is a species in the *D. incompleta* group (cross-veins close together, wings evenly but strongly darkened, setae ventrally on pedicel very short, vein R_{4+5} abbreviated, not reaching wing margin). However, since male genitalia are different from those of *D. incompleta* Collin, 1926 or *D. fumipennis* Strobl, 1906 (Spain), this is probably a new (undescribed) species.

Dysaletria atriceps (Boheman, 1852) – 1 male: Balatonakali, parti nádas, 2002.07.16; 1 male, 1 female: Balatonfelvidéki NP: Tihany, Külső-tó, 2002. aug. 16. – This is a rare species new to Hungary (formerly known from N Europe, incl. Russia, from Poland and Germany) (Chvála & Kovalev 1989).

Dysaletria nigripennis Chvála, 1975 – 1 female: Ócsai TK: Ócsa, Nagy-erdő, 2002.05.11; 2 males, 1 female: Budapest, Pestszentlőrinc, Péterhalmi-erdő, tölgyes, 2003.05.10–11. – It was published from Hungary very recently (Papp & Földvári 2002), based on a pair of specimens from the Péterhalmi forest.

Euthyneura inermis (Becker, 1910) – 3 males, 2 females: K-Mecsek TK: Óbánya, Óbányai-völgy, patak fölött/Malaise-csapda, 1999. május 25/30, 2001.05.28; 1 female: Mecsek-hegys., [Pécs] Vasas II., fcs, 1966.IV.21, Dr Wéber; 1 male: Melegmányi TT: Pécs, Melegmányi-völgy, 2001.05.29, patak fölött, mellett; 3 males, 1 female: Duna-Ipoly NP: Szokolya, Szén-p. fölött és mellett, 2000. május 13, 1 female: ibid., Vasfázék-völgy, 1996.V.14; 1 male: Jósvald, erdő, 1963.VI.4, leg. Mihályi; 5 males, 1 female: Budapest, Pestszentlőrinc, Péterhalmi-erdő, erdei tisztás/tölgyes, 2001.04.29–30/ május 13/05.19–20/ 2003.05.10–11; 1 female: Gánt, Köves-v., 1961.V.11, leg. Soós Á.; 1 female: Gánt, Fáni-völgy, 1997.V.14, leg. Papp L. & Ádám L. – This is a species new for the Hungarian fauna. Three specimens were published as *E. myrtilli* (see below), the others were collected in the frame of our faunistic survey.

Euthyneura myrtilli Macquart, 1836 – 1 male, 1 female: Budapest, Pestszentlőrinc, Halmi-erdő, tölgyes, avarszint, 2000. április 29–30/május 7. – These specimens are the first true voucher specimens for its occurrence in Hungary. All the four specimens published by Wéber (1975) were misidentified. Three of them belong to *E. inermis* (see above), the fourth one, a female (published as male) from Slovakia (Dobsina, Vasut áll., 1964.VII.23, Horvatovich, *Euthyneura myrtilli* Macq., det Wéber) may belong to an undescribed species (with extremely long proboscis). Unfortunately it is seriously damaged. *E. myrtilli* was first published by Wéber (1966) as *E. similima* Strobl. So both the records are based on misidentifications.

Megagrapha europaea Papp et Földvári, 2002 – 9+1 males, 1 female: Kőszegi TK: Kőszeg, Hármás-p. fölött és mellett, 2001.06.27./2002. júl. 10; 1 female: ibid., Hétforrás, patak fölött, 2002.

júl. 10; 3 males: Zempléni TK: Regéc, Ördög-v., patak fölött és mellett, 2001. június 13./2002.07.04, leg. Papp L. és Szappanos A./Papp L.; 1 female: *ibid.*, Vajda-völgy, Kemence-patak fölött és mellett, 2001.06.15.; 1 male: Bükki NP: Ómassa, Garadna-p. felső folyása fölött és mellett, 2001.06.16.; 1 female: Kelet-Mecsek TK: Óbánya, Óbányai-patak fölött, mellett, 2001.05.29.; 1 male, 1 female: Melegmányi-völgy TT: Pécs, Melegmányi-völgy, patak fölött és mellett, 2001.05.29./2002. május 31. It was described from the Kelet-Mecsek TK (Komló, Zobákpuszta, Hidasi-völgy and Óbánya) and from the Zempléni TK, Regéc, Ördög-völgy. – The other localities above are new occurrences.

Oedalea tibialis Macquart, 1827 – 1 male: ANP: Aggtelek, Lizina-patak fölött és mellett, 2002. júl. 06. – Another species new for the Hungarian fauna. Wéber (1975) listed and keyed it as a species expected to occur.

Symballophthalmus fuscitarsis (Zetterstedt, 1859) – 1 male, 1 female: Kelet-Mecsek TK: Mecseknádasd, 2002.04.28, Varasdi-patak fölött és mellett, leg. Papp L.; 1 male, 1 female: Ócsai TK, Ócsa, Nagy-erdő, 2002.05.11. – New to Hungary. This is the third species of *Symballophthalmus* in Hungary, whose occurrence was also expected (Papp & Földvári 2000).

***Symballophthalmus inermis* sp. n.**

(Figs 9–12)

Holotype – Male (HNHM): Kelet-Mecsek TK: Mecseknádasd, 2002.04.28, Varasdi-patak fölött és mellett, leg. Papp L.

Measurements (in mm): body length 2.45 (together with abdomen prepared, now kept in a plastic microvial with glycerol), wing length 3.05, wing breadth ca. 1.00 (slightly wrinkled).

Slender species with densely microtomentose mesonotum. Body black, legs yellow but tarsomeres 2–5 of fore leg and all tarsi but metatarsus of mid leg grey infuscated and whole hind tibia and tarsi infuscated.

Head inserted to a distinct “neck” of prothorax. Eyes bare, touching and contiguous on a long section on frons, widely separated on face. Facettes much larger dorsally than ventrally. Three ocelli on a tubercle exactly on vertex. One pair of medium-long ocellar setae, but ocellars fine (thin), some similar hairlike setae on occiput. Two pairs of vertical setae and a postocellar pair can be separated, though with much attention. In profile, antennae inserted slightly below middle of head. Scape minute, first flagellomere laterally flattened, long, its length : breadth ratio $17 : 5 = 3.4$, i.e. 0.19 mm long and 0.056 mm broad (broadest subbasally). In profile, dorsal margin of first flagellomere straight, ventral margin convex, ventrally with 0.02mm long fine cilia. Arista rather thick but extremely short, i.e. 0.13 mm long only, finely pubescent. Palpi minute and narrow, covered by long setiform hairs. Proboscis withdrawn into the head on holotype but certainly shorter than 1/2 length of vertical height of head.

Thorax comparatively long and narrow, only slightly humped. Postpronotal lobe though small, well differentiated. Mesonotum covered with very dense light microtomentum, even thicker than in *S. pictipes*, and covered with dense short pale hairs. Four pairs of rather long but thin yellow scutellars. Acrostichal setae fine, comparatively short and biserial. Dorsocentral hairs hardly discernible among other mesonotal hairs. Anepisternum, katapisternum and meron mainly shiny black.

Wings clear, large, narrow at base, broadening towards tip, apical part broadly rounded. No anal lobe. Veins ochre. Vein R_1 ends in costa distinctly distally to middle of wing. Costa thickened on section mg_2 . Vein R_{4+5} archely curved and terminates at wing tip. Veins R_{4+5} and M not parallel on a long section, almost so at apical part. Basal cells long, cross-veins meet at one point of M. Anal cell present, but small with an acute-angled upper edge. Anal vein faint but long. Squamae and halteres whitish yellow.

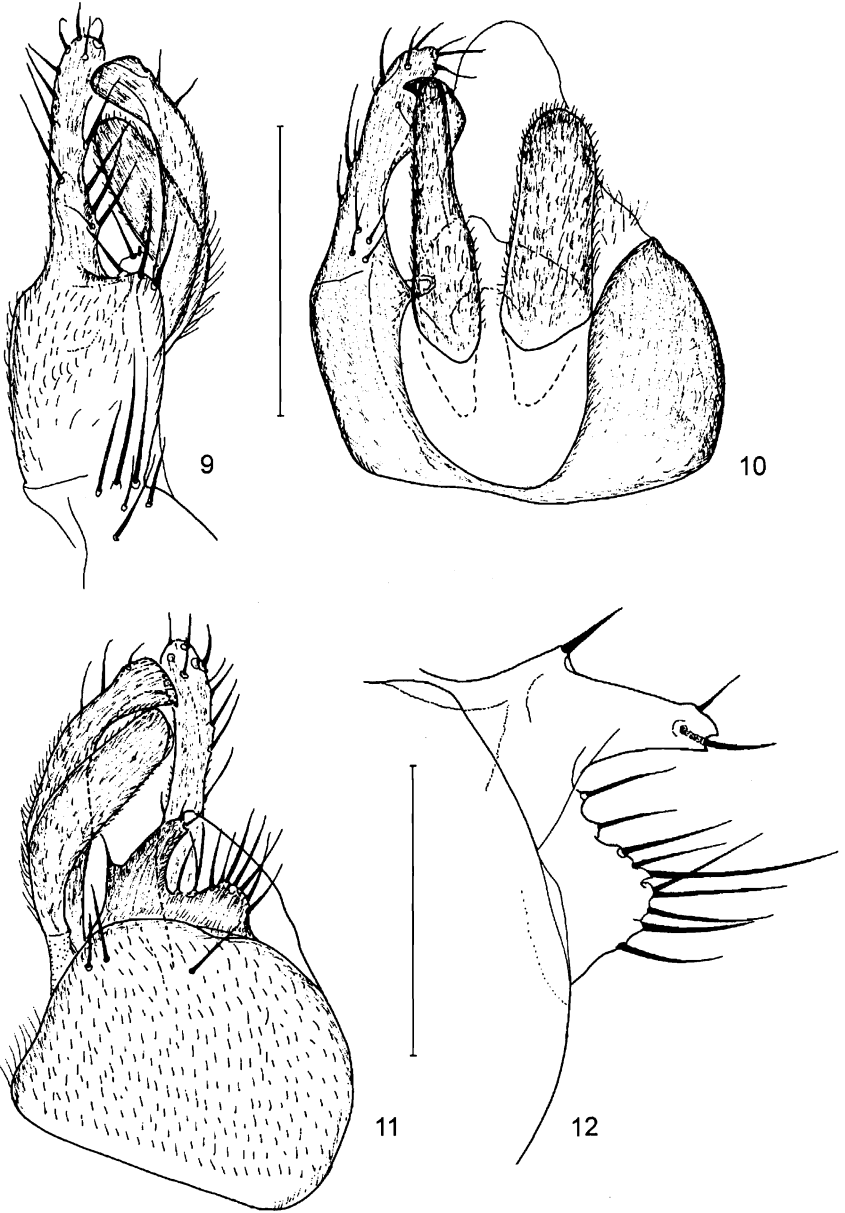
All legs, incl. femora equally slender, without any modifications or peculiar armature. Fore metatarsus without long pale hairs anteroventrally, i.e. hairs there shorter than metatarsal diameter. Legs mainly yellow. Only apical third of hind femur slightly brown darkened. Fore and mid tarsi, except for metatarsi, second fore tarsomere and entire hind tarsi dark grey infuscated, as well as whole hind tibia. Distal tip of yellow tarsomeres darkened. Mid femur ventrally with two rows of rather short black thornlets.

Abdominal sclerites weakly sclerotized, male genitalia not particularly large, whole genitalia turned upwards. Cerci large and long (as usual in this genus), right cercus (Figs 9–10) shorter than in *S. asiaticus* and its apical part less curved, left cercus (Figs 10–11) rather simple and broad. Surstylar lamellae comparatively small (Figs 9–12), right lamella slender (at least much narrower than that of *S. asiaticus*), its basal process shorter and rounded apically (Fig. 9). Left lamella (Figs 11–12) short, bipartite, apical process conspicuously bifid; as for its basic structure, similar to that of *S. asiaticus* (cf. Kovalev 1977: Fig. 4), but distinctly different in details.

Female not known.

Etymology – The Latin specific epithet “*inermis*” means unarmed, which refers to the absence of long anteroventral hairs on male fore metatarsus.

S. inermis sp. n. is probably closest to *S. asiaticus* Kovalev, 1977, which was described from Mongolia. Also the mesonotum of that species is densely microtomentose and it possesses shorter brown anteroventral hairs on male fore metatarsus but all its tarsi are darkened. Details of male genitalia are distinctly different (Kovalev 1977: Figs 1–4). In all probability *S. asiaticus* is not smaller (wing length is almost the same) but the abdomen of its types were more shrivelled. In contrast



Figs 9–12. *Symballophthalmus inermis* sp. n., holotype male, genitalia – 9: right lamella and cerci, right lateral view; 10: epandrium and cerci with right lamella, dorsal (perpendicular to cerci) view; 11: cerci and lamellae, left lateral view; 12: left lamella, lateral view. Scales: 0.2 mm for Figs 9–11, 0.1 mm for Fig. 12

to this new species, where arista is distinctly shorter than first flagellomere, arista of *S. asiaticus* is 1.35–1.45 times longer than first flagellomere.

Symbalophthalmus pictipes (Becker, 1889) – 1 male: Orfű, Szuadó-v., szurdok, 2001.06.31; 1 male: Kelet-Mecsek TK, Óbánya: Óbányai-patak fölött, mellett, 2001.05.28; 3 males: Zempléni TK, Regéc: Ördög-v., patak fölött, mellett, 2001. június 13, leg. Papp L. and Szappanos A.; 1 female: Bükki NP: Miskolc, Sebes-víz p. fölött és mellett, 2002.06.19; 1 female: ANP: Aggtelek, Ménes-völgy, patak fölött és mellett, 2002. júl. 07. – See more in Papp & Földvári (2000).

Tachypeza fennica Tuomikoski, 1932 – It was reported from Hungary based on a single male (Papp & Földvári 2002). In 2001 other nine specimens were captured: 5 males: Zempléni TK: Regéc, Ördög-v., patak fölött, mellett, korhadó bükkfatörzsekről, június 13./14, leg. Papp L. és Szappanos A.; 1 male: *ibid.*, Malaise-csapda patak mellett, június 14; 1 male: *ibid.*, Vajda-völgy, 06.14, Kemen-ce-patak hídjá alatt; 2 females: BNP: Miskolc, Sebes-víz p. fölött és mellett, 06.16.

Tachydromia edenensis Hewitt et Chvála, 2002 – 2 males, 4 females: Duna-Dráva NP, Őrtilos, kavicszátony, bányatavak mellett, 2002. május 30. – This species was described most recently from England (Hewitt & Chvála 2002), of course, it is new to Hungary. It is worth mentioning that the specimens were captured in the same habitat as the types: the Hungarian word “kavicszátony” means gravel shallow.

ATELESTIDAE

Meghyperus sudeticus Loew, 1850 – 1 female: Duna-Dráva NP: Bélavár, Dráva árterület, bányatavak mellett, 2002. május 30; 1 female: Zempléni TK: Nagyhuta, Senyő-völgy, patak fölött és mellett, 1999. június 9, leg. Papp László, Szappanos Albert; 1 female: Nógrádszakál, Rárópuszta, Ipoly partján [on the bank of river Ipoly], 2003. május 27. – This is a rare species with little known habits (formerly four specimens were only reported from the Bakony and the Bükk Mts). All these specimens were captured near water flows (brooks and rivers).

Nemedina alamirabilis Chandler, 1981 – 1 male, 4 females: Melegmány TT: Pécs, Melegmányi-völgy, 2002. május 31, patak fölött és mellett, leg. Papp L. – This species was formerly known from the single holotype female. The analysis of the male genitalia, etc. will be given in a separate paper.

EMPIDIDAE

Chelifera flavella (Zetterstedt, 1838) – 5 males, 1 female : BNP: Miskolc, Sebes-víz p. fölött és mellett, 2001.06.16./2002.06.19; 2 males, 1 female: Zempléni TK, Regéc, Vajda-völgy, Kemen-ce-patak fölött és mellett, 1999. június 28./2001.06.15. – These nine specimens were found as an addition to those four, which were reported by Papp & Földvári (2002). It is rather rare in our country compared to *Ch. trapezina* (Zetterstedt, 1838).

Chelifera trapezina Collin, 1927 – In the last three years, i.e. after its first record from Hungary, 298 males and 168 females (June 19 to Aug 3) were captured and preserved from the following localities: Kőszegi TK: Kőszeg (Hármas-p., Hétforrás), Velem (Hosszú-v.); Zempléni TK: Regéc (Ördög-v., Vajda-v., Kemence-p. felső folyása); Bükki NP: Miskolc (Sebes-víz); Duna-Ipoly NP: Szokolya (Szén-p.), Diósjenő (Kemence-p. felső folyása).

Clinocera barbatula (Mik, 1880) – 5 males, 4 females: Kőszegi TK: Kőszeg, Hétforrás, patak fölött, 2001.06.29./2002. júl. 12; 1 male, 1 female: *ibid.*, Hármás-patak fölött és mellett, 2002. júl. 11. – It was reported as new to Hungary (Papp & Földvári 2002) based on a single male from “Hétfőzér-forrás”, i.e. hitherto known only from the Kőszegi Mts in our country.

Clinocera sp. nr. *barbatula* – 1 male: Melegmányi-völgy TT: Pécs, Melegmányi-völgy, 2001.05.29, patak fölött és mellett. – This is a species close to *C. barbatula* (stigma faint, R_4 very long, fore femur with apical medical comb, legs darker, cf. Collin 1961) but its surstylus is pointed apically with straight anterior edge.

Clinocera wesmaeli (Macquart, 1835) – In the last three years 66 males and 59 females (April 1 to Aug 3) were captured and preserved from the following localities: Kőszegi TK: Kőszeg (Hármás-p., Hétforrás), Velem (Hosszú-v.); Zempléni TK: Füzér (Alsó-p., László-tanya), Regéc (Ördög-v., Vajda-v., Kemence-p. felső folyása); Bükki NP: Miskolc (Sebes-víz); Duna-Ipoly NP: Szokolya (Szén-p.), Diósjenő (Kemence-p. felső folyása).

Dolichocephala spp. – In 2001 and 2002 representatives of three species (other than the common *D. irrorata*) were collected in the frame of our faunistic survey. They are as follow: *D. guttata* (Haliday, 1833): 17 males, 8 females from Hetvehely (Nyárás-p.), Kelet-Mecsek TK: Óbánya (Óbányai-p.), Kőszegi TK: Kőszeg (Hármás-p.); *D. oblongopunctata* (Dale, 1878) (recorded as *D. engeli* Niesolowski, 1992 by Papp & Földvári (2002)): 2 males from Zempléni TK, Regéc (Ördög-v.); *D. ocellata* (Costa, 1854): 1 male, 3 females from Melegmányi-völgy TT: Pécs (Melegmányi-v.) and Kelet-Mecsek TK: Óbánya (Óbányai-p.).

Gloma fuscipennis Meigen, 1822 – Papp & Földvári (2000) recorded it first from Hungary based on four males captured in 1999. In the last three years (May 28 to June 28) 50 males and 6 females were captured at the following localities: Kőszegi TK: Velem (Hosszú-v.), Kőszeg (Hármás-p., Hétforrás), Kelet-Mecsek TK: Óbánya (Óbányai-p.), Komló, Zobákpusztá (Hidasi-v.), Mecseknádasd (Varasdi-p.), Duna-Ipoly NP: Szokolya (Szén-p.), Diósjenő (Kemence-p. felső folyása), Orfű (Szuadó-v.), Pécs (Éger-v., Melegmányi-v.), Felsővadász.

Hemerodromia joosti Wagner, 1984 – 1 male, 3 females: Szatmár-beregi TK: Kistar, Tisza ártere, 2001.07.12.; 1 male: Szeged: Újszeged, Tisza-part, 1997.05.31, leg. Paulovics P. – These are the only known specimens other than the holotype.

Brachystoma vesiculosum (Fabricius, 1794) – 1 male: Duna-Dráva NP, Bélavár, Dráva árterület, bányatavak mellett, 2002. május 30. – This species represents not only a genus but a subfamily new for the Hungarian fauna.

DOLICHOPODIDAE

Tachytrechus notatus (Stannius, 1831) – 2 males: Balatonakali, parti nádas, 2002. aug. 15. – Wéber (1989) keyed eight species of *Tachytrechus* in his book in *Fauna Hungariae*: three species with notes that although Thalhammer (1900) recorded them from localities of the present Hungary, no voucher specimens were preserved (or survived the 1956 fire), and five species in square brackets, incl. *T. kowarzi* Mik (i.e. as species expected to occur). Földvári (2001) listed all those eight species but only *T. kowarzi* Mik, 1865 was without square brackets, since its type locality is Miskolc. I concurred with that solution. In any case, these are the first *Tachytrechus* specimens from Hungary in the collection of the HNHM collected after 1956.

PLATYPEZIDAE

Agathomyia wankowiczii (Schnabl, 1884) – 1 female: Ny-Mecsek: Orfű, Szuadó-v., szurdok, 2002.05.31. – A rare species (known from most countries of the middle zones of Europe but very sporadically) new for the Hungarian fauna.

PHORIDAE

Megaselia xanthozona (Strobl, 1892) – 1 male: Budapest, Pestszentlőrinc, Péterhalmi-erdő, tölgyes széli virágokról, 2002.07.21. – This beautiful and comparatively easily identifiable species was first recorded from Hungary by Schmitz (1924). This is the first voucher specimen in the HNHM after the big fire in 1956.

Triphleba smithi Disney, 1982 – 45 males: Balatonfelvidéki NP: Tihany, Külső-tó, 2002. aug. 16; 11 males: Balatonakali, parti nádas, 2002. aug. 15; 2 males: *ibid.*, aug. 11; 2 males: *ibid.*, aug. 16. – A species new for the Hungarian fauna; Ádám & Papp (1996) and Papp *et al.* (2001a) listed it as a species expected to occur in our country. All the specimens were captured (netted) in dense reeds or in sedges mixed with reed.

PSEUDOPOMYZIDAE

Pseudopomyza atrimana (Meigen, 1830) – 1 male: Kőszegi TK: Velem, Hosszú-völgy, Szerdahelyi-p., földi bodza virágjáról, 2002. júl. 11; 1 female: Kőszeg, Hármaspatak fölött, 2000.07.25; 1 male, 1 female: Zempléni TK: Nagyhuta, Kőkapu, virágokról, 2002. júl. 5, Szappanos A. – It was reported from Hungary just prior to our four-year survey (from the Órségi NP). It is important to know it from three other sites.

STRONGYLOPHTHALMYIIDAE

Strongylophthalmyia ustulata (Zetterstedt, 1847) – 1 male, 3 females: Aggteleki NP: Aggtelek, Ménes-völgy, patak fölött és mellett, 2002. júl. 7; 1 male, 1 female: Verőce, Magyarkút, Keskenybükki-p., patak mellett, 2002. július 24. – This family was reported from Hungary for the first time (Papp 2001b) based on a single female, which was captured at the same place as the above last two specimens.

PSILIDAE

Chamaepsila triorbiseta sp. n.

(Fig. 13)

Holotype – Female (HNHM): Duna-Ipoly NP: Kemence, Királyháza, *Petasitetum*, 2000. augusztus 1, leg. Papp L.

Measurements (in mm): body length 3.44, wing length 3.26, wing breadth 1.52.

Most of the head and all thorax shiny yellow, abdomen bright black.

Frons bright reddish yellow with a broad black anterior part but supralunular area also reddish yellow in the form of a triangle. Head with 3 vertical pairs, ocellar and postocellar pairs strong (both widely divergent), 3 medium-long fronto-orbital pairs of setae (Fig. 13). Genae broad, below eye 0.36 mm, height of eye 0.59 mm. First flagellomere deep black. Arista 0.57 mm long. Palpi short, comparatively thin, black; clypeus and proboscis whitish yellow.

Wings transparent, light yellow, veins yellow. Wing ratios: R-M – dM-Cu/M's last section: 1.27 mm/1.15 mm = 1.105, dM-Cu/Cu 0.37 mm/0.165 mm + 0.055 mm to wing margin. Halteres as well as squamae and squamal fringe yellowish white.

One pair of posterior *np*, 1 *sa*, 2 *dc*, 1 (apical) *sc* pairs of setae. Anepisternum densely, katepisternum scarcely pilose.

Legs without characteristic setae, except for the 0.22 mm long ventroapical of mid tibia (also this seta is yellow).

Abdominal hairs white (whitish yellow).

Female cerci at least 0.23 mm long with a 0.145 mm long subapical plus several shorter hairs.

This species with three fronto-orbital setae is peculiar, indeed. It does not fit in the keys of Soós (1980) or Shatalkin (1986). In Soós's key it runs to couplet 26 (25), in Shatalkin's to couplet 111 (112), i.e. to *Ch. mongolica* Soós, 1974 (Shatalkin's key is particularly clever, the number of the fronto-orbitals is not used as key characters in main braching). Indeed, the new species is similar to *Ch. mongolica*: 2 *dc* pairs, thorax yellow but abdomen black, first flagellomere black. The holotype and the paratypes of *Ch. mongolica* are preserved in the HNHM and they were studied in the course of this description. The species *Ch. mongolica* is larger, its frons is wholly yellow, its abdomen is lighter and it has only 2 pairs of fronto-orbital setae (I could see only 1 pair in most of the specimens).

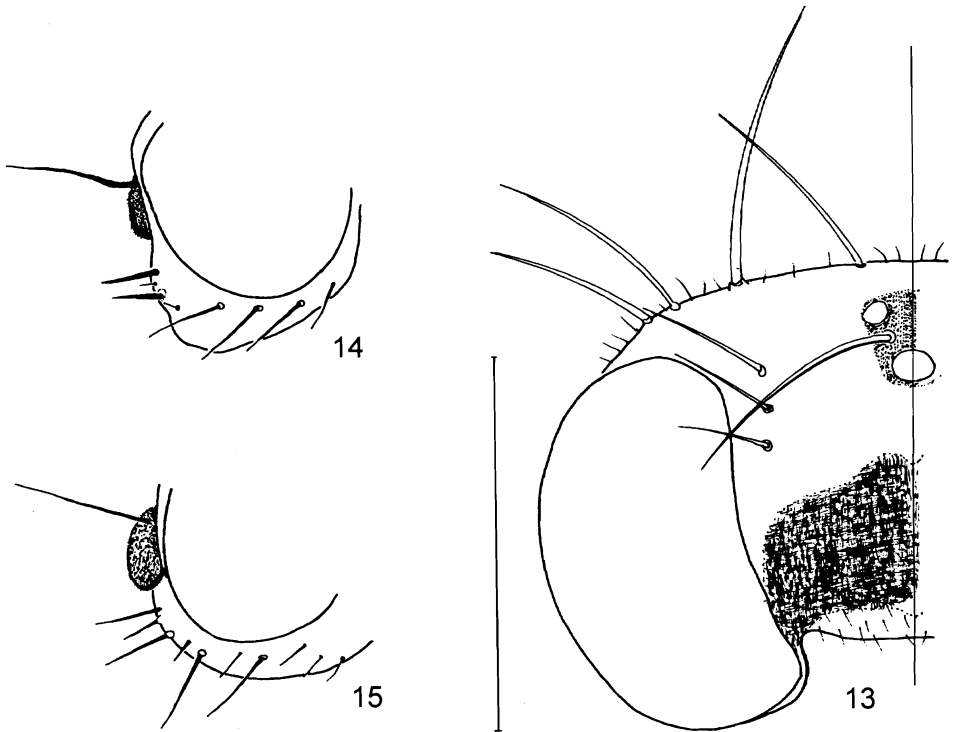
Etymology – The specific epithet “triorbiseta” (noun) means three fronto-orbital setae, which is the most characteristic feature of the species.

TEPHRITIDAE

Stemonocera cornuta (Scopoli, 1772) – 1 male: BNP: Miskolc, Sebes-víz-p. fölött és mellett, 2002.06.19. – This genus and species are new to Hungary (cf. Merz 2000a).

PALLOPTERIDAE

The species (and even specimens) from Hungary were revised by Merz (2000b) recently. Below new records for four rare species are given.



Figs 13–15. Head parts – 13: *Chamaepsila triorbiseta* sp. n., holotype female, right half of frons; 14–15: *Hemeromyia* spp., gena in lateral view – 14: *H. vibrissina* sp. n., holotype; 15: *H. longicornis* Carles-Tolrá. Scale: 0.5 mm

Paloptera laetabilis (Meigen, 1826) – 1 male, 2 females: Kőszeg, Hármaspatak fölött és mellett, 2002. júl. 10./11.

Paloptera marginata (Meigen, 1826) – 1 male: Zempléni TK, Regéc, Vajda-völgy, Kemenec-patak fölött és mellett, 2001.06.15; 3 males: Bükki NP: Miskolc, Sebes-víz-p. fölött és mellett, 2002.06.19./2001.06.16.

Temnosira saltuum (Linnaeus, 1758) – 1 male, 7 females: Bükki NP: Miskolc, Sebes-víz-p. fölött és mellett, 2002.06.19./07.07. – It was reported from Hungary by Merz (2000b) for the first time.

Toxoneura trimacula (Meigen, 1826) – 2 males, 1 female: Zempléni TK: Nagyhuta, Senyővölgy, patak fölött és mellett, 2002. júl. 05, leg. Papp L./Szappanos A. – It was reported from Hungary by Merz (2000b) for the first time.

LONCHAEIDAE

In 1976 Dr Árpád Soós identified/revised all the Hungarian collection of Lonchaeidae in the HNHM as for a preparation of a manuscript for the Lonchaeidae part of the Fauna Hungariae (Soós 1980). There he keyed 26 species from modern-day Hungary (but he wrote only 25) and he postulated the occurrence of another 14 species (but he included 15 species of this kind in his keys). Last year and early this year the lonchaeid specimens collected only during our faunistic project were identified. As for the rest of the HNHM collection, only those specimens were identified or checked, which had to be for the treatment of species new for the Hungarian fauna. Due to lack of time the revision of all the Lonchaeidae collection from Hungary and the identification of the unnamed specimens have to be postponed. As a result of this identification work, two species are proposed to be deleted from the Hungarian list (*L. peregrina*, *L. zetterstedti*), since the voucher specimens of their occurrence in Hungary proved to be misidentified. However, 18 species (incl. *L. peregrina*) are reported from Hungary for the first time based on specimens mostly collected during our faunistic survey (1999–2002). These 42 species recorded by now are thought to be 70% of the Hungarian fauna. In Germany 47 species, in the Czech and Slovak Republics 58 species (41 species overlapping) have hitherto been reported (Máca 1997, 1999). Only four of the 42 species (*S. laticeps*, *P. greciana*, *L. bukowski*, *Lonchaea* sp. aff. *nitens*) are not included in the former two lists, consequently, we think, that ca. 60 species may occur in Hungary.

DASIOPINAE

Sylvestrodasiops laticeps (Czerny, 1934) – 1 female: Budapest, Pestszentlőrinc, Péterhalmi-erdő, tölgyes, avarszint, 2001. május 13. – It was described from Sweden and since that time it was collected in Mongolia only.

Dasiops Rondani, 1856

Formerly only two species were reported from Hungary (Soós 1980). Now five other species are added. I am afraid, a three-genera treatment of the European Dasiopinae would be reasonable: in addition to *Sylvestrodasiops*, also *Psilolonchaea* Czerny (type species *Lonchaea spatiosa* Becker, 1895) for the species with two strong thorns on male surstylus and narrow female ovipositor, is really separable. That way *Dasiops* (type species *Lonchaea latifrons* Meigen, 1826) would be restricted for species with five or more strong thorns on surstylus and females with broad ovipositor. All the five species, which are newly recorded in the Hungarian fauna (this statement is not repeated below), would be so species of *Psilolonchaea* (c.f. Morge 1959). I know that there are opposing opinions, i.e. all the dasiopine species are to be involved in *Dasiops* Rondani (e.g. Chandler 1986).

Dasiops calvus Morge, 1959 – 1 male, 1 female: Duna-Ipoly NP: Szokolya, Szén-p., 2002. július 27, patak felső folyása fölött és mellett; 2 females: Gerecse TK: [Tata]-Agostyán, Bocsájtó-völgy, tölgyes, 1990.VII.9.

Dasiops hennigi Morge, 1959 – 1 female: Kelet-Mecsek TK: Komló, Zobápuszta, Hidasi-völgy, Malaise-csapda, 2000. június 13; 1 female: Melegmányi TT: Pécs, Kőbánya, Malaise-cs., 2000.06.15., Majer.

Dasiops perpropinquus Morge, 1959 – 1 male: Csévharaszt, homokbuckás, 2001.05.23; 1 female: Zempléni TK: Füzér, Alsó-patak fölött és mellett, 1999. június 29, Papp L. & Bajza Zs.; 2 females: Gerecse TK: Tata-Agostyán, Bocsájtó-völgy, bükkös, 1990.IX.7.

Dasiops solivagus Morge, 1959 – 10 females: Szokolya, Szén-patak v., 6 km Királyréttől, bükkös, erdei út, 1996.IX.18, leg. Papp L. & Ádám; 1 female: ibid., Szén-patak felső folyása fölött és mellett, 2002. július 27; 1 female: Melegmányi TT: Pécs, Melegmányi-völgy, Anyák-kútja, korhadt bükkfa törzseken, 2001.05.29.

Dasiops spatiosus (Becker, 1895) – 2 males: Zempléni TK: Regéc, Ördög-v., patak fölött, mellett, 2002.07.04/2000. július 3; 1 male: BNP: Miskolc, Sebes-víz patak fölött és mellett, 2001.06.16, 1 male: Kelet-Mecsek TK: Komló, Zobápuszta, Hidasi-völgy, patak fölött, mellett, 2000. június 13; 1 male: Kőszegi TK: Kőszeg, Hétforrás, patak fölött, 2002. júl. 10; 1 female: Vérteskozma, Fáni-v., *Fomes fomentarius*, 1997.IX.28.

LONCHAEINAE

Priscoearomyia greciana (McAlpine, 1983) – 1 male, 1 female: Csévharaszt, nyíres, 2001.05.23; 39 males, 22 females: Budapest, Pestszentlőrinc, Péterhalmi-erdő, leg. Papp L., from May 10 to July 29, but most of the specimens are from May. Their habitat data are as follows: tölgyes, szilfák sebei-ről, sebes tölgy, nyár- és juharfák sebei-ről, pajzstetves szilfacserjéről, nyárfarönkökről, erdei út és erdőszéli, erdőszéli ernyős virágokról. – It is a surprise to find this species in Hungary. It was described from Greece (McAlpine 1983) and its has not been found elsewhere (not even in Spain). It does not seem rare in the Péterhalmi forest. It is worth mentioning that specimens were captured together with *P. nigra* (Meigen).

Earomyia crystallophila (Becker, 1895) – 1 male: Csévharaszt, homokbuckás, 2002.05.01; 1 male, female: Budapest, Pestszentlőrinc, Péterhalmi-erdő, 1995.IV.23/ tölgyes, 2002.04.18; 1 female: Szokolya, Les-völgyi patak fölött és mellett, 2000. április 24. – A widespread but rare species new for the Hungarian fauna.

Lonchaea bukowskii Czerny, 1934 – 1 female: Zempléni TK: Regéc, Ördög-v., patak fölött és mellett, 2000. július 5; 1 female: ibid., Nagyhuta, Senyő-völgy, patak fölött és mellett, 1999. június 9, Papp L. & Szappanos A. – A large-bodied beautiful species new to Hungary.

Lonchaea carpathica V. Kovalev, 1974 – [Duna-Ípoly NP], 1 female: Szendehely, Keskenybükki-p. v., 1998.VI.21; 1 female: Diósjenő, Király-kút környéke, *Petasites*, 1997.VI.10; 1 female: Duna-Ípoly NP: Diósjenő, Kemence-p. felső folyása fölött és mellett, 2002. július 27. – The original paper (Kovalev 1974b) was used for their identification. Its occurrence in Hungary is not a big surprise, since its type locality is Kvasy [Hungarian name: Tiszaborkút] in Zakarpat'ye (Ukraine). Another species new for the Hungarian fauna.

Lonchaea hirticeps Zetterstedt, 1837 – 1 male: Budapest, Pestszentlőrinc, Péterhalmi-erdő, erdei út fölött, 1996.IV.21; 1 male: Szokolya, Les-völgyi patak fölött és mellett, 2000. április 24. Three females (Budapest, Péterhalmi-erdő, Szokolya, Vasfazék-v., Csévharaszt) were named as *L. hirticeps* with some doubt. – Also *L. hirticeps* is new for the Hungarian fauna.

Lonchaea laxa Collin, 1953 – 1 female: Zempléni TK: Regéc, Vajda-völgy, Kemence-patak felső folyása fölött és mellett, 2002. júl. 05. – A rare species new for the Hungarian fauna.

Lonchaea peregrina Becker, 1895 – 1 male: Budapest, Pestszentlőrinc, Péterhalmi-erdő, 1994.V.1; 1 female: Kapuvár, Ötésmajor, 1996.XI.5–6. – It was reported from Hungary (Soós 1980: 48) based on a female from Pécs. That specimen is still preserved in the HHNM and it was revised now. That only voucher specimen proved to belong to *L. subneatos* Kovalev (see below). Consequently, this is the first reliable record of this species from Hungary. The identification of these specimens and others in this species group were made with the aid of Kovalev's works (1974a, 1981).

Lonchaea postica Collin, 1953 – A male from Nagysáros (Slovak Rep.) and a female from Körösmező (Ukraine) identified by Prof G. Morge and published by Árpád Soós (1980: 46) are still preserved in the HHNM together with one male and seven females, which were identified by Á. Soós as "*Lonchaea ? postica* Coll.", det. Soós, 1976. He has never published them though. In my opinion, all these eight specimens were identified correctly. Their label data are as follow: 5 females: Csévharaszt, nyíres, 1968.VI.19, leg. Soós / 1972.V.23. leg. Mihályi/Papp L.; 1 female: Budapest, Csúcshegy, 1972.IV.23, leg. Mihályi; 1 female: Börzsöny-hg., [Szokolya] Királyrét, erdő, 1971.VI.24, leg. Papp L.; 1 male: Simontornya, 1972.V.8, leg. Majer J.

Newly collected specimens: 2 females: Csévharaszt, homokbuckás, 2002.05.01/2001.05.23; 1 female: Verőce, Magyarkút, Keskenybükki-p. v., Malaise-csapda, 1999. május 2; 1 female: Bakonybél, Gerence-patak fölött és mellett, 2000.06.29; 2 females: Gagyvendégi, akácós széle, 2000.05.16; 2 females: Abaújlak, Szanticska, tölgyes, erdei út, 00.05.15–18; 2 females: Zempléni TK: Regéc, Ördög-v. patak fölött és mellett, 2001. június 13, Papp L. és Szappanos A. / 1999. június 29, Papp L., Bajza Zs.; 1 female: BNP: Miskolc, Sebes-víz p. fölött és mellett, 2001.06.16; 2 females: Kelet-Mecsek TK, Komló, Zobákpuszt, Hidasi-völgy, Malaise-csapda, 1999. május 26, leg. Majer J. / 2000. június 13, Papp L.; 1 female: K-Mecsek TK: Óbánya, Óbányai-völgy, Malaise-csapda, 1999. május 30.

Lonchaea seitneri Hendel, 1928 – 1 male [fore legs and abdomen from third segment lost], 1 female [left legs and right fore leg, as well as apical parts of wings lost]: "Szomód, 1953.V.25." Dr. Györfi – "*Pinus nigra* törzs" – "*Lonchaea ensifera* Meig. ♀/♂" Det. F. Mihályi 1953 – *Lonchaea zetterstedti* BECKER ♀ Ex "2507" / ♂ Ex "2508", det. G. Morge. – The specimens were identified by Kovalev (1975) and McAlpine & Morge (1970). It is worth mentioning that Hungary is not listed as for the distribution of *L. zetterstedti* in the Catalogue of Palaearctic Diptera. *L. seitneri* is a species new to Hungary.

The only true *L. zetterstedti* Becker, 1902 specimen from the Carpathian Basin in the HNHM is: 1 female: Rózsashegy [Ružomberok, Slovak Rep.], Hungaria Thalhammer – “Lonchaea Fall. fugax Beck.” coll. Thalhammer – *Lonchaea zetterstedti* BECKER ♀ Ex “2509”, det. G. Morge.

Lonchaea stackelbergi Czerny, 1934 – 1 female: Budapest, Pestszentlőrinc, Péterhalmi-erdő, tölgyes, 2002.05.18–20. – New to Hungary.

Lonchaea subneatos V. Kovalev, 1974 – 2 females: Budapest, Pestszentlőrinc, Péterhalmi-erdő, nyár és juharfa sebéről, 2001. máj. 20, /korhadó nyárfatörzs, 1996.VI.15–16; 1 female: Hortobágyi NP: Újszentmargita, Margitai-erdő, 1974.VII.3, Malaise-csapda, leg. Holló, “*Lonchaea peregrina* Beck. ♀” det. Á. Soós, 1976; 1 female: Pécs, “VI. 12” – “*Lonchaea Fall. fugax* Beck.” coll. Thalhammer – *Lonchaea* Ex “2504”, peregrina BECKER ♀, det. G. Morge. The last specimen was the only voucher specimen for the occurrence of *L. peregrina* in Hungary (see above). – A species new for the Hungarian fauna.

Lonchaea* sp. aff. *nitens – 1 female: Kelet-Mecsek TK: Komló, Zobákpuszt, Hidasi-völgy, Petasitetum, 1999. május 26; 1 female: K-Mecsek TK: Óbánya, Óbányai-völgy, Malaise-csapda, 1999. május 30. – Their tarsi 1–3 are yellow, all the three characteristic pairs of setae on ovipositor are very long, subcostal cell shorter and eyes with somewhat less cilia as in *L. nitens*. In all probability they belong to an undescribed species.

SEPSIDAE

Sepsis pseudomonostigma Ursu, 1969 – 1 male: Duna-Dráva NP: Bélavár, Dráva árterület, bányatavak mellett, 2002. május 30. (abdomen with genitalia in a plastic microvial). – New to Hungary. Its occurrence has since long been anticipated; the late Árpád Soós identified numerous specimens in the *S. punctum* group just to find a *S. pseudomonostigma* specimen among them, in vain.

Themira biloba Andersson, 1975 – 1 male, 1 female: Dömsöd, Apajpuszta, 1970.VI.10, leg. Mihályi; 1 male: Öcs, Nagy-tó környéke, 1971.V.27, leg. Tóth S. – Representatives of this and the next two species were identified from the formerly unnamed sepsid materials of the HNHM. Also this species is new for the Hungarian fauna.

Themira simplicipes (Duda, 1926) – 1 male (head and left fore tarsi lost): Budapest, Irhás-árok, 1957.VI.7, leg. Soós Á. – This is the first specimen of this very rare species in the collection of the HNHM in the last 80 years. Zoltán Szilády sent the Sepsidae materials of the HNHM to Oswald Duda in 1923. Duda (1926) described this species based on two males from Berszászka (Berzasca, Jud. Caraş-Severin, Romania) and Ugod. He returned most of the sepsid material, incl. types to Budapest but not those two specimens, although his will was clearly expressed by the sentence (p. 73) “Im Budapester Museum zwei ♂♂ aus Berzaska und Ugod (Ungarn).” I am afraid, it is not unnecessary to declare the claim that those specimens are still the property of Hungary. Paradoxically, Árpád Soós did not see any specimen of this species in the HNHM, although he was who captured the above one.

Xenosepsis fukuharai Iwasa, 1984 – 8 males: Budapest, Rákoskeresztúr, baromfitelep [poultry farm], 1989.VI.1, leg. Papp L. – It was reported for the first time from Hungary rather recently (Papp 2001b). The above specimens were found among the formerly unnamed materials of the HNHM. That datum may refer to an earlier introduction of the species into Hungary.

PERISCOLIDIDAE

Periscelis winnertzii Egger, 1862 – 1 male: Kőszegi TK: Kőszeg, Hétforrás, patak fölött, 2002. júl. 10. – This is a very rare species, whose specimen was now captured by sweep netting over a brook and not on the outflowing sap of deciduous trees, as usual.

SCIOMYZIDAE

Trypetolimnia rossica Mayer, 1951 – 14 males, 10 females: Budapest, Pestszentlőrinc, Péterhalmi-erdő, leg. Papp L.: 7 males, 6 females: tölgyes, 2002.05.18–20; 5 males, 2 females: *ibid.*, 05.14; 2 females: nyáras, 05.20; 1 male: tölgyes, avarszint, 2000. április 29–30; 1 male: erdei tisztás, 2001.04.29–30. – It was known from Ukraine, south part of the European Russia and from the Asian part of the Palaearctic and it was reported from Hungary last year. Found in the Péterhalmi forest only, but it does not seem rare there in May (from the end of April).

LAUXANIIDAE

Frendelia martineki (Ceianu, 1991) – 1 male: Duna-Dráva NP, Órtilos, kavicszátony, 2002. május 30. – This species is new to Hungary.

Sapromyza viciespunctata Czerny, 1932 – 1 male: Duna-Dráva NP, Bélavár, Dráva árterület, bányatavak mellett, 2002. május 30. – Also this widespread but very rare species is new for our fauna.

CHAMAEMYIIDAE

It is easy to find the weakest (most poorly written) part of the Checklist: that is the family Chamaemyiidae. I made the draft versions for each family based on the Fauna Hungariae part and on the collection of the HNHM (voucher specimens). I cannot find explanation or excuse, why that version was submitted, although I had all the necessary information (Tanasijtshuk's book (1986) and all the papers in the bibliography below), since I used them while compiling the MS for the Swiss fauna. In the last weeks of the last year and early this year I was to make all the strictly necessary identifications, but I had not enough time to revise all our collection. Dr Venelin L. Beschovski's papers and his advice in letters were particularly useful to make the corrections and additions to the Checklist.

Parochthiphila kirilli Tanasijtshuk, 1986 – Although it was described from Hungary (Dömsöd: Apajpuszta, now Apaj), it was omitted from the Checklist. It is known from Bulgaria and Hungary only (Beshovski *pers. comm.*). Unfortunately no additional specimen was found among all the 42 specimens of *P. spectabilis* in the HNHM from Hungary.

Parochthiphila lucidifrons Tanasijtshuk, 1976 – 1 male: Dömsöd, Apajpuszta, szikes víz széle, 1980.VI.5; 2 females: Kiskunsági NP, Fülöpháza, Szívósszék, 1979.VI.6. – I found now these three specimens among the *Parochthiphila* material in the HNHM. Formerly known from Mongolia and the Far East of Russia; new to Hungary.

Parochthiphila transversa Hennig, 1938 – 1 female: Romania, Transylvania, Gyergyói-hav., Pongrác-tető, 1995.VII.4–5, leg. Podlussány A. – A very rare species known from Romania and Macedonia only. By publication of this specimen I would stress only that also this species is one among those, which are still expected to occur in Hungary.

Neoleucopis orbiseta (McAlpine, 1971) – 8 males: Budapest, Pestszentlőrinc, Péterhalmi-erdő, tölgyes széle (virágokról is), 2001. júl. 15. – A species new to Hungary, formerly known from Finland (McAlpine 1971) and Great Britain. Actually the occurrence of other two species of this genus, *N. atravula* (Ratzeburg, 1844) and *N. tapiae* (Blanchard, 1964) seemed more probable, and indeed, they were listed as species expected to occur in Hungary in the Checklist (of course, the identification above was based on study of the male genitalia).

Lipoleucopis praecox de Meijere, 1928 – 1 female: Budapest, Pestszentlőrinc, Péterhalmi-erdő, tölgyes, 2002.03.15. – The genus and species are new for the Hungarian fauna; its occurrence in our country was expected long ago (Papp 1979).

Chamaemyia Meigen, 1803

Chamaemyia aestiva Tanasijtshuk, 1970 – I published it from Hungary (Papp 1979) but those data seem more reliable, which Tanasijtshuk & Beschovski (1991) and Beschovski (1995) published from several Hungarian localities.

Chamaemyia aridella (Fallén, 1823) – Following Tanasijtshuk's earlier works, I put it into synonymy to *Ch. juncorum*, incorrectly. Its first reliable record from Hungary was published by Tanasijtshuk & Beschovski (1991: 20). Dr V. Beschovski captured it from several Hungarian localities. Newly collected material: 4 males: Őrségi NP: Szakonyfalu, Szakonyfalui-patak melletti láprét, 2002. júl. 15; 6 males, 1 female: Csévharaszt, fátylvirággról/homokbuckás, útszéli virágokról, 2002.06.15./25; 3 males, 1 female: Budapest, Pestszentlőrinc, Péterhalmi-erdő, tölgyes, 2002.05.25–26./06.8–9.

Chamaemyia bicolor Beschovski, 1994 – 1 male: Csévharaszt TT, útszéli virágokról, 2002.06.15; 1 male: Kelebia, halastó, 1957.VII.12, leg. Erdős – *Ch. flavipalpis* (Halid.), det. L. Papp; 1 male: Bpest, Kertész, 1896.VI.5, “flavicornis Str.” det. Soós – *Ch. flavipalpis* (Halid.), det. L. Papp; 1 male, 1 female: KNP: Bugac, nagyerdő, 1980.IX.16./17; 1 male: Harkány, 1963.V.25, Dr Wéber; 1 female: Örkény, Ilonamajor, homokbuckás, 1997.VII.4, 21–23 óra; 3 females: “flavicornis Str.” det. Soós – *Ch. flavipalpis* (Halid.), det. L. Papp; Vrdnik, Pável; Zamárdi, rét, parti sásos, 1953.VIII.25, leg. Mihályi; Ágasegyháza, homokbuckás, 1957.V.21–24, leg. Mihályi & Zsirkó. – A species new to Hungary.

Chamaemyia elegans Panzer, 1806 – Specimens revised in the HNHM: Ukraina: 3 males, 4 females: Körösmező [Jasinya], Kertész, 1911.VI.22; Hungary: 1 female: Kalocsa, coll. Thalhammer.

Chamaemyia emiliae Tanasijtshuk, 1970 – I am sorry, I cannot reconstruct my concept on this species in 1979. Three males with labels: Alacsony Tátra, etc., one of which had been labelled “*Chamaemyia emiliae*” by V. L. Tanasijtshuk, are identified now as *Ch. submontana* Beschovski. Some other specimens belong to *Ch. aestiva*. No specimen of *Ch. emiliae* was found during my present study. Fortunately Dr V. Beschovski captured one male at Darány (22.06.1982), which he published (Beschovski 1995: 37).

Chamaemyia fasciata (Loew, 1858) – There are 13 males and 6 females in the HNHM from the Kőszegi TK (Kőszeg, Hétforrás), from the Órségi NP, (Szakonyfalu, ERTI-telep and Szőce), from the Zempléni TK (Nagyhuta, Rostalló) and also from Hosszúhetény, Keszthelyi-hg., Lesenceistván (Uzsapuszta) and Uzsa (July 6 to August 27). It seems more widespread in our country than *Ch. elegans*. There are also specimens in the HNHM from N. Szeben [Sibiu], Romania and Slovakia (Alacsony Tátra, Cervena Skala)

Chamaemyia flavoantennata Beschovski, 1994 – *Ch. flavipalpis*: auctorum, incl. Tanasijtshuk 1986 and all earlier works, Papp 1979, **not** *Ch. flavipalpis* Haliday, 1837) – The holotype and most of the paratypes of *Ch. flavoantennata* are from Hungary (Beschovski 1994). The true *Ch. flavipalpis* is most probably a sea shore species (i.e. its synonymy with *Ch. maritima* Zetterstedt seems well based just even on the ground of habitats). There are 70 males and 46 females in the HNHM from Hungary (revised), also from the Hortobágyi, Kiskunsági, Bükki and Aggteleki NP-s. A limited number of specimens belonging to *Ch. bicolor* (see above) were found among the specimens formerly identified as *Ch. flavipalpis*.

Chamaemyia geniculata (Zetterstedt, 1838) – A high proportion of the specimens, which I identified in 1978 while preparing the Fauna Hungariae part (Papp 1979), were correctly identified but all need revision. However, it can be stated for sure that this species is not rare in Hungary. Also Beschovski (1995) published it from Keszthely, Kiskunság and [Izsák] Kolon-tó.

Chamaemyia hungarica Tanasijtshuk et Beschovski, 1991 – It was described from Hungary (Csévharaszt, the holotype is deposited in the Institute of Zoology, Bulgarian Acad. Sci.). Newly collected material: 1 male: KNP: Kunpeszér, Peszéri-erdő, 2002.05.15, erdőrezervátum aljnövényzetéről, leg. Szappanos A.; 1 male: Keszthely, Camping, 1982.V.17, fűháló.

Chamaemyia juncorum (Fallén, 1823) – Most of the specimens, which served as basis for the publication of Fauna Hungariae part, seem correctly identified but all need revision. Also Beschovski (1995) published it from Tihany, Bükk Mts (Nagy-mező, Tarkó), Csévharaszt and the Kiskunság.

Chamaemyia polystigma (Meigen, 1830) – Most of the specimens, which served as basis for the publication of Fauna Hungariae part, seem correctly identified but all need revision. Also Tanasijtshuk & Beschovski (1991) and Beschovski (1995) published specimens from Darány, Csévharaszt and the Bükk Mts (Nagy-mező).

Chamaemyia subjuncorum Tanasijtshuk, 1970 – Tanasijtshuk & Beschovski (1991: 24) reported from the Kiskunsági NP, Kondor-tó (actually Kerekegyháza). Beschovski (1995) added Tihany, Bükk Mts (Nagy-mező) and Darány from his collectings. No specimen was found during the present study.

Chamaemyia submontana Beschovski, 1994 – 3 males: ANP: Jósvald, Szelce-völgy, 1989.IX.6. – It is new for the Hungarian fauna.

Chamaemyia sylvatica Collin, 1966 – 1 male: Kiskunsági NP: Fülöpháza, homokbuckás, 1979.V.2, leg. Draskovits. – Also the body characteristics, which Beschovski & Tanasijtshuk (1990) published after studies on its type specimens, seem to be good distinctive features.

There are at least another species, which are expected to occur in Hungary:

Chamaemyia nataliae Tanasijtshuk, 1986 – 1 female (HNHM): Romania, Mehádia, száraz hegyi rét, 1955.IX.18, leg. Soós Á. – New to Romania.

In lieu of an overview and in order to facilitate the identification of the *Chamaemyia* species, I compiled a sketch for their grouping:

Chamaemyia species of the Carpathian Basin

Abdominal tergites with broad black caudal bands

Ch. elegans

Ch. fasciata Loew

Ch. nataliae

Abdominal tergites with paired black spots or without

1st flagellomere largely or completely yellow

Ch. bicolor

Ch. flavoantennata

Ch. flavipalpis – to be deleted from lists

Ch. sylvatica

1st flagellomere largely or completely black

– First flagellomere completely black

polystigma gr.

Ch. hungarica (T3–5 abd. spots)

Ch. submontana

juncorum gr.

Ch. juncorum (abd. spots, t. clearly yellow)

Ch. geniculata (light golden, small/long prsc, epandrium broadly rounded ventr., t. darkened, abd.spots +/0)

Ch. aridella: small prsc, unspotted abd.

– First flagellomere yellowish or reddish basally (at least around arisal base)

polystigma gr.

Ch. aridella (no abdominal spots, long aed.)

Ch. emiliae (no abdominal spots)

Ch. geniculata (tibiae black)

Ch. aestiva (abdominal spots, t3

Ch. subjuncorum

with dark parts)

Ch. polystigma (clearly yellow t3, golden body)

Ch. sylvatica

Ch. hungarica

AGROMYZIDAE

Agromyza ferruginosa van der Wulp, 1871 – 1 male: Órségi NP: Óriszentpéter, Keserűszer, patakmeder, 2002. júl. 16. – This species is new to Hungary; in the Checklist it was listed as a species expected to occur (Papp & Černý in Papp 2001a).

Phytoliriomyza melampyga (Loew, 1869) – 1 male: Kőszegi TK: Kőszeg, Hétforrás, patak fölött, 2002. júl. 12. – Its abdomen with genitalia and right hind tibia and tarsi are prepared and kept in a plastic microvial with glycerol. This species is new to Hungary. Surányi (1942) collected mines, which he identified as *Ph. melampyga*, but since even those herbarium specimens were lost, we (Papp & Černý in Papp 2001a) regarded that record as highly questionable and all those species occurrences based exclusively on mines were listed in the Checklist as species expected to occur. This is valid also for the next species.

Phytomyza pubicornis Hendel, 1920 – 1 male: Duna-Ipoly NP: Szendehely, Keskenybükki-p. fölött és mellett, 2002. ápr. 1. – New for our fauna.

CARNIDAE

Hemeromyia longicornis Carles-Tolrá, 1992 (Fig. 15) – 2 females: Budapest, Pestszentlőrinc, Péterhalmi-erdő, tölgyes, tisztás, 1999. július 11./ tölgyes, 2002.06.16, leg. Papp L. – In 1978 I reported *Hemeromyia remotinervis* (Strobl, 1902), the only Palaearctic species of this genus other than the peculiar *H. anthracina*, from Hungary, based on five specimens collected at Vinye, Szentendre and Szentes. The species *H. longicornis* Carles-Tolrá with longer proboscis was described from Spain (Carles-Tolrá 1992: Fig. 1, cf. Hendel 1920: Fig. 2). I knew that description, but since our specimens had not been revised to that date, the species was included in the Checklist (Papp 2001a) as *H. remotinervis* (Strobl, 1902). *H. longicornis* is new to Hungary, at least formally. Also the five specimens must belong to *H. longicornis* (A. Freidberg *pers. comm.*) but I cannot check them now, since they have been on loan since January 1992.

Hemeromyia vibrissina sp. n.

(Fig. 14)

Holotype – Female (HNHM, slightly teneral with legs wrinkled): Budapest, Pestszentlőrinc, Péterhalmi-erdő, tölgyes, 2002.06.30, leg. Papp L.

Measurements (in mm): body length 1.35 (with abdomen downcurved), wing length 1.39, wing breadth 0.55.

This is a species with extremely long proboscis and hence only *H. longirostris* is closely related. The above two females are used for comparison.

All body and legs black, mesonotum with thicker grey microtomentum.

Gena only 0.06 mm broad below eye (0.075 mm in *longirostris* but angle to eye is different). Height of head 0.42 mm. Basal part of proboscis involves the clypeus. Palpi (p. maxillaris) 0.09 mm long, without any armature, with thin hairs only, are set at the distal end of the third fourth of that basal part. Whole length of proboscis 0.42 + 0.41 mm (0.55 + 0.51 and 0.46 + 0.41 on two females of *H. longirostris*). Two pairs of thick, almost straight, dagger-like vibrissae. Second vibrissa (Fig. 14) 0.083 mm long and c. 75 μ m thick (that of *H. longirostris* 0.14 mm long and c. 50 μ m thick, Fig. 15). One strong genal seta (also this is shorter than in *longirostris*) just ventrally to anterior rim of eye, plus 2 genal setae below eye. Frontal chaetotaxy as in *H. longirostris*: 2 pairs of medioclinate lower fronto-orbitals and 2 pairs of lateroclinate upper ones (anterior upper fronto-orbital slightly proclinate, posterior one slightly recline).

Thoracic chaetotaxy: 1 postpronotal, 2 notopleural, 2 presututal, 1 supra-alar, 1 postalar, 1+3 dorsocentral setae. Several long anepisternal setae, 1 long and strong, plus several shorter katepisternals. Posterior notopleural only 0.09 mm long but nearly 0.01 mm thick. Prescutellar acrostichal pair only 0.08 mm long (1.0

mm in *longirostris*). Acrostichals in ca. 6 rows anteriorly, in 4 rows less anteriorly and 2 rows posteriorly.

Wing light grey, vein greyish yellow. Strong costal fringe on 3/4 section between veins R2+3 and R4+5 (this is 1/2 to 2/3 in *longirostris*). Knob of halteres white, stalk dark. Squamal fringe yellowish. M ratio 55/23 (59/27.5 and 52/23.5 in *longirostris*). Distal section of Cu / dM-Cu 11.5/19 (in *longirostris* 15/17 and 12/17).

Although the two females of *H. longirostris* are larger than *H. vibrissina* (1.72, 1.94 mm), the only reliable differences are in the length and thickness of vibrissae.

MILICHIIDAE

Desmometopa varipalpis Malloch, 1927 – 1 female: Hortobágyi NP: Nagyiván, Új-kút, marhalepényekről, 2002. aug. 23, leg. Papp L. – Published from Spain very recently, otherwise this is a widespread species, occurring in all faunal regions. However, in the Palaearctic it was formerly known from North Africa, Israel and the Middle East only. New to Hungary.

Madiza britannica Hennig, 1937 – 1 male: Verőce, Magyarkút, Keskenybükki-p. v., ernaő-sökről, 2001. júl. 26; 1 female: Kelet-Mecsek TK: Óbánya, Óbányai-patak fölött, mellett, 2002.05.28; 1 male: Bükki NP: [Mályinka] Odvaskő, bükkös, 1979.VI.12, leg. Bajza [Zs.]– Papp [L.]. – New to Hungary.

Madiza eximia L. Papp, 1993 – 1 female: Melegmányi TT: Pécs, Melegmányi-völgy, patak fölött és mellett, 2002. május 31. – This is the fourth known specimen and the third known locality of this species in Hungary.

Madiza pachymera Becker, 1908 – 2 males: Zempléni TK: Nagyhuta, Rostalló, virágokról, 2002. júl. 04, Szappanos. – A very rare species, which was described from Hungary but which was not collected in the last three decades here.

Neophyllomyza leanderi Hendel, 1924 – 3 males, 4 females: Kőszegi TK: Velem, Hosszú-völgy, földi bodza virágjáról, 2002. júl. 11. – This species is new to Hungary (in the Checklist it was listed as a species expected to occur). I must note that its males are similar in coloration to males of *N. acyglossa*, i.e. only females are so differently coloured as in its original description and also in Papp's key (1978: 23–24).

EPHYDRIDAE

Cnestrum lepidopes Becker, 1896 – 3 males, 3 females: Ócsai TK, Ócsa, Nagy-erdő, 2002. 05.11. – It was recorded as new to Hungary very recently (Zatwarnicki & Papp in Papp 2001a).

Typopsilopa kerteszi L. Papp, 1975 – 1 male: KNP: Pálmonostora, Péteri-tó, tópart, 1980.IX. 18, leg. Papp L., det. T. Zatwarnicki; 1 female: Budapest, Pestszentlőrinc, Péterhalmi-erdő, tölgyes, 2002.05.14. – This is still a mysterious species. It is known only from Hungary, and together with the two type specimens and the above ones, five specimens in all have hitherto been captured (incl. the first male).

Brachydeutera ibari Ninomiya, 1929 – 1 male: Makó, 1997.08.16, leg. Paulovics. – It was captured along the Maros River. It was reported most recently from Spain but otherwise formerly known from Israel, Far East of Russia, Japan, China (mainland and Taiwan), from the Madeira and Bonin Is. and from Hawaii. It is probably widespread in the tropical and subtropical parts of the Old World.

Ilythea variipennis (Oldenberg, 1923) – 1 male, 1 female: Duna-Ipoly NP: Diósjenő, Kemence-p. felső folyása fölött és mellett, 2002. július 27./május 4; 1 female: Szokolya, Szén-patak felső folyása fölött és mellett, 2002. július 27. – This extremely rare species was reported from Hungary recently (Zatwarnicki & Papp in Papp 2001a) from a female collected at Komló, Zobákpuszta (Hidasi-v.).

Ilythea sp. – 1 female: Órségi NP: Szakonyfalu, Grajka-patak fölött és mellett, 2002. júl 25. – I identified this specimen as *I. ? pilota*, since not only the wing pattern but also the armature of sternite 7 are different from the true *I. pilota* specimens.

SCATHOPHAGIDAE

Coniosternum tinctinerve Becker, 1894 – 1 female: Budapest, Pestszentlőrinc, Péterhalmi-erdő, tölgyes, 2002.05.18–20. – Both the genus and species are new to Hungary.

Scathophaga cineraria (Meigen, 1826) – 1 male: Duna-Ipoly NP: Diósjenő, Kemence-p. felső folyása fölött és mellett, 2002. május 4. – A rare European species new to Hungary.

*

Acknowledgements – It is my agreeable duty to thank Dr Venelin L. Beschovski (Institute of Zoology, Bulgarian Academy of Sciences, Sofia) for his comments and for making his data on the chamaemyiids from Hungary available for me. I am grateful to Dr Milan Chvála (Charles University, Prague) for his advice and information on *T. edenensis*.

REFERENCES

- Ádám, L. & Papp, L. (1996) A check-list of the family Phoridae (Diptera) of Hungary. – *Folia entomologica hungarica* **57**: 65–76.
- Bechev, D. (1989) *Monocentrotta matilei* n. sp. from Bulgaria and Algeria (Insecta, Diptera: Kero-platidae). – *Reichenbachia* **26**(30): 173–174.
- Beschovski, V. L. (1994) Three new species of genus *Chamaemyia* Meigen, 1803 from Europe (Insecta: Diptera: Chamaemyiidae). – *Reichenbachia* **30**(35): 203–209.
- Beschovski, V. L. (1995) Contribution to the knowledge of the taxonomy and distribution of the *Chamaemyia* species established in Bulgaria (Insecta, Diptera, Chamaemyiidae). – *Acta zoologica bulgarica* **48**: 34–47.
- Beschovski, V. L. & Tanassijtchuk, V. N. (1990) Taxonomic notes on the *Chamaemyia* species in the Collin's collection in Oxford, with description of a new species (Insecta: Diptera: Chamaemyiidae). – *Reichenbachia* **28**(16): 79–87.
- Carles-Tolrá, M. (1992) New species of Carnidae and Lauxaniidae (Diptera) from Spain. – *Entomologist's monthly Magazine* **128**: 63–67.

- Chandler, P. J. (1986) The Irish lance flies (Diptera: Lonchaeidae) – a preliminary account. – *Irish Naturalists Journal* **22**(4): 147–149.
- Chvála, M. (1975) The Tachydromiinae (Dipt. Empididae) of Fennoscandia and Denmark. – *Fauna Entomologica Scandinavica* **3**: 1–336.
- Chvála, M. & Kovalev, V. G. (1989) Family Hybotidae, subfamily Tachydromiinae. – In: Soós, Á. & Papp, L. (eds): *Catalogue of Palaearctic Diptera*. Akadémiai Kiadó, Budapest, **6**: 187–226.
- Collin, J. E. (1961) Empididae, parts 1–3. – In: *British Flies*, Vol. VI, Cambridge University Press, viii+782 pp.
- Duda, O. (1926) Monographie der Sepsiden (Dipt.). I. – *Annalen des Naturhistorischen Museums in Wien* **39**(1925): 1–153.
- Földvári, M. (2001) Hybotidae. pp. 177–184; Dolichopodidae. pp. 204–224. – In: Papp, L. (ed.): *Checklist of the Diptera of Hungary*. Hungarian Natural History Museum, Budapest, 550 pp.
- Hendel, F. (1920) Hemeromyia Coquillett, eine für Europa neue Fliegengattung (Milichiid.). – *Verhandlungen der zoologisch-botanischen Gesellschaft in Wien* **1920**(3–5): 71–73.
- Hewitt, S. M. & Chvála, M. (2002) Description of a new Western-European Tachydromia species (Diptera: Hybotidae) of the Tachydromia connexa-group. – *British Journal of Entomology and Natural History* **15**: 65–70.
- Kovalev, V. G. (1974a) Reviziya palearkticheskikh vidov mukh-kop'ekhvostok gruppy Lonchaea peregrina (Diptera, Lonchaeidae). – In: *Nasekomye – razrushiteli drevesiny v lesakh biocenozakh Yuzhnogo Primor'ya*. Izd. Nauka, Moskva, p. 86–95 [in Russian]
- Kovalev, V. G. (1974b) Species of the genus Lonchaea Fl. close to L. limatula Collin (Diptera: Lonchaeidae). – *Entomologicheskoe Obozrenie* **53**: 447–453 [in Russian]
- Kovalev, V. G. (1975) Palearkticheskie vidy mukh-kop'ekhvostok gruppy Lonchaea corticis (Diptera, Lonchaeidae) [Species of the genus Lonchaea Fl. close to L. limatula Collin (Diptera Lonchaeidae)]. – *Zoologicheskij Zhurnal* **54**: 1648–1655 [in Russian]
- Kovalev, V. G. (1977) Novyj vid roda Symballophthalmus Beck. (Diptera, Empididae). – In: *Rastitel'nyj i zhivotnyj mir Mongolii*. Izd. Nauka, Leningrad: 252–254 [in Russian]
- Kovalev, V. G. (1981) On European species of the group Lonchaea peregrina (Diptera, Lonchaeidae). – *Zoologicheskij Zhurnal* **60**: 221–228 [in Russian]
- Kovalev, V. G. (1984) On Finnish and some other species of the Lonchaea Fallén (Diptera, Lonchaeidae). – *Annales Entomologici Fennici* **50**: 17–20.
- Krzemiński, W. & Zwick, P. (1993) New and little known Ptychopteridae (Diptera) from the Palaearctic Region. – *Aquatic Insects* **15**: 65–87.
- Máca, J. (1997) Lonchaeidae, pages 68–69. – In: Chvála, M. (ed.): *Check List of Diptera (Insecta) of the Czech and Slovak Republics*. Karolinum, Charles University Press, Prague, 130 pp.
- Máca, J. (1999) Lonchaeidae. – In: Schumann, H., Bährmann, R. & Stark, A. (eds): *Checkliste der Dipteren Deutschlands. Studia dipterologica, Suppl.* **2**: 158–159.
- Majer, J. (1987) Bögölyök-Tabanidae. – In: *Magyarország Állatvilága (Fauna Hungariae)*. XIV/9. Akadémiai Kiadó, Budapest, 68 pp. [in Hungarian]
- McAlpine, J. F. (1971) A revision of the subgenus Neoleucopis (Diptera: Chamaemyiidae). – *The Canadian Entomologist* **103**: 1851–1874.
- McAlpine, J. F. (1983) A revision of the genus Protearomyia McAlpine (Diptera: Lonchaeidae). – *The Canadian Entomologist* **115**: 885–903.
- McAlpine, J. F. & Morge, G. (1970) The identity, distribution, and biology of Lonchaea zetterstedti with notes on related species (Diptera: Lonchaeidae). – *The Canadian Entomologist* **100**: 1559–1566.
- Merz, B. (2000a) Additions and corrections to the list of Tephritidae of Hungary (Diptera: Acalyptrata). – *Folia entomologica hungarica* **61**: 207–214.

- Merz, B. (2000b) Additions and corrections to the list of Pallopteridae of Hungary (Diptera: Acalypt-rata). – *Folia entomologica hungarica* **61**: 201–206.
- Morge, G. (1959) Monographie der palaearktischen Lonchaeidae (Diptera). – *Beiträge zur Entomologie* **9**: 1–92, 323–371, 909–945.
- Morge, G. (1962) Monographie der palaearktischen Lonchaeidae (Diptera). – *Beiträge zur Entomologie* **12**: 381–434.
- Morge, G. (1963) Die Lonchaeidae und Pallopteridae Österreichs und der angrenzenden Gebiete. 1. Teil: Die Lonchaeidae. – *Naturkundliches Jahrbuch der Stadt Linz* **9**: 123–312.
- Papp, L. (1978) 71. család: Odiniidae – Taplólegyek. pp. 1–9; 72. család: Milichiidae – Pákoszto-logyek. pp. 9–32; 72a. család: Carnidae. Pages 32–50; 72b. család: Cryptochetidae. pp. 50–53; 73. család: Braulidae – Méhtetőlegyek. pp. 53–56; 74. család: Thyreophoridae. pp. 56–60; Bizonytalan helyzetű torpikkely nélküli légynemek. pp. 195–202. – In: *Magyarország Állatvilága* (Fauna Hungariae). **XV/9**. Akadémiai Kiadó, Budapest, 202 pp.
- Papp, L. (1979) Korhadéklegyek – Pajzstetűlegyek, Lauxaniidae – Chamaemyiidae. – In: *Magyarország Állatvilága* (Fauna Hungariae). **XV/4**. Akadémiai Kiadó, Budapest, 89 pp. [in Hungarian]
- Papp, L. (ed.) (2001a) *Checklist of the Diptera of Hungary*. Hungarian Natural History Museum, Budapest, 550 pp.
- Papp, L. (2001b) Cyclorrhaphan flies new for the fauna of Hungary (Diptera). – *Folia entomologica hungarica* **62**: 283–292.
- Papp, L. & Földvári, M. (2000) Empidoidea (Diptera): genera and species new to Hungary. – *Folia entomologica hungarica* **61**: 239–244.
- Papp, L. & Földvári, M. (2002) A new genus and three new species of Hybotidae with new records of the Hungarian Empidoidea (Diptera). – *Acta zoologica hungarica* **47**(2001)(4): 349–361.
- Papp, L. & Majer, J. (2000) Thalhammer's thaumaleids and the Thaumaleidae of Hungary (Diptera). – *Folia entomologica hungarica* **61**: 233–238.
- Schmitz, H. (1924) Europäische Phoriden des Ungarischen National-Museums. – *Annales historico-naturales Musei nationalis hungarici* **21**: 79–86.
- Shatalkin, A. I. (1986) Obzor vostochnopalearkticheskikh mukh roda Psila Mg. (Diptera, Psilidae) s opredelitel'noj tablicej palearkticheskikh vidov. – *Trudy Zoologicheskogo Instituta AN SSSR, Leningrad* **146**: 23–43 [in Russian]
- Soós, Á. (1980) Csupaszlegyek – Laposfejű legyek. Psilidae – Platystomatidae. – In: *Magyarország Állatvilága* (Fauna Hungariae). **XV/2**. Akadémiai Kiadó, Budapest, 100 pp.
- Surányi, P. (1942) Magyarországi aknázó rovarlárvák. [Missing insect larvae of Hungary] – *Folia entomologica hungarica* **7**: ii + 1–64, tabs I–III.
- Tanasijtshuk, V. N. (1986) Chamaemyiidae. In: *Fauna SSSR*, **14** (7). Nauka, Leningrad, 335 pp. [in Russian]
- Tanasijtshuk, V. N. & Beschovski, V. L. (1991) A contribution to the study of the Chamaemyia species (Diptera, Chamaemyiidae) from Bulgaria and some East European countries. – *Acta zoologica bulgarica* **41**: 18–25.
- Thalhammer, J. (1900) Diptera. – In: *A Magyar Birodalom Állatvilága* (Fauna Regni Hungariae). A K. M. Természettudományi Társulat, Budapest, 3, Dipt.: 1–76. [in Latin and Hungarian]
- Tóth, S. (1977) Pöszörlegyek – Ablaklegyek. Bombyliidae – Scenopinidae. Vol. **14**(12), 1–87. pp. – In: *Magyarország Állatvilága* (Fauna Hungariae). Akadémiai Kiadó, Budapest.
- Wéber, M. (1966) Ocydromiinae (Diptera: Empididae) alcsaládhoz tartozó fajok előfordulásának újabb adatai [Neuere Daten zum Vorkommen in Ungarn von zur Familie Ocydromiinae (Diptera: Empididae) gehörenden Species]. – *Pécsi Tanárképző Főiskola Tudományos Közleményei*, Ser. 7, Biol. **10**: 47–51.

- Wéber, M. (1975) 28. család: Táncoślegyek–Empididae. – In: *Magyarország Állatvilága (Fauna Hungariae)*. XIV/13. Akadémiai Kiadó, Budapest, 220 pp. [in Hungarian]
- Wéber, M. (1987) The Empidid fauna of the Kiskunság National Park (Diptera). – In: Mahunka, S. (ed.): *The fauna of the Kiskunság National Park*. Akadémiai Kiadó, Budapest, Vol. 2., pp. 251–257.
- Wéber, M. (1989) 29. család: Dolichopodidae – Szúnyoglábú legyek. – In: *Magyarország Állatvilága (Fauna Hungariae)*. XIV/14. Akadémiai Kiadó, Budapest, 243 pp. [in Hungarian]

(Received: 25th May, 2003)

Author's address: László PAPP
Hungarian Natural History Museum, Department of Zoology and
Animal Ecology Research Group of the HAS
H-1088 Budapest, Baross u. 13.
Hungary
E-mail: lpapp@zoo.zoo.nhmus.hu